





































# Xtrails Houffalize Winter Edition

Houffalize, 05-06/12/2015, BEL

Houffatrail - 50km - Resultaat

CAP

50km

Pos	Nr	Naam	Leef.	IOC	Club	Tijd	Tkm	Gem.	Categorie	
									Plaats	Naam
	1.	269	<b>ROLIN Boris</b>	28	BEL	<b>4:17:57</b>	5:10	11.63	1	MAL
	2.	280	<b>SIRINGO Vincent</b>	26	BEL	<b>4:17:58</b>	5:10	11.63	2	MAL
	3.	172	<b>BEIRNAERT Thomas</b>	38	BEL	<b>4:37:41</b>	5:34	10.80	3	MAL
	4.	234	<b>KOPYCZOK Michal</b>	30	POL	<b>4:44:55</b>	5:42	10.53	4	MAL
	5.	301	<b>VAN DER ELST Frederik</b>	25	BEL	<b>4:46:22</b>	5:44	10.48	5	MAL
	6.	304	<b>VAN DIJK Michel</b>	30	NLD	<b>4:47:47</b>	5:46	10.42	6	MAL
	7.	230	<b>KAP Remko</b>	36	NLD	<b>4:52:14</b>	5:51	10.27	7	MAL
	8.	196	<b>DEBRABANDERE Lander</b>	40	BEL	<b>5:00:48</b>	6:01	9.97	8	MAL
	9.	288	<b>TARNIER Gilles</b>	44	FRA	<b>5:04:25</b>	6:06	9.86	9	MAL
	10.	303	<b>VAN DIJK Stefan</b>	30	NLD	<b>5:08:16</b>	6:10	9.73	10	MAL
	11.	4	<b>DE COCK Tom</b>	35	BEL	<b>5:10:25</b>	6:13	9.66	11	MAL
	12.	311	<b>VERHELLEN Eric</b>	45	FRA	<b>5:11:18</b>	6:14	9.64	12	MAL
	13.	227	<b>JANSE Jelle</b>	33	BEL	<b>5:13:52</b>	6:17	9.56	13	MAL
	14.	206	<b>EMAER Jérôme</b>	33	BEL	<b>5:15:20</b>	6:19	9.51	14	MAL
	15.	258	<b>PAUL Meurisse</b>	25	BEL	<b>5:15:21</b>	6:19	9.51	15	MAL
	16.	39	<b>VAN DER ZON Peter</b>	24	NLD	<b>5:15:38</b>	6:19	9.50	16	MAL
	17.	15	<b>HENDRIX Bert</b>	25	BEL	<b>5:22:00</b>	6:27	9.32	17	MAL
	18.	42	<b>VANBRABANT Wouter</b>	35	BEL	<b>5:25:15</b>	6:31	9.22	18	MAL
	19.	180	<b>CALKOEN Diederick</b>	21	NLD	<b>5:26:12</b>	6:32	9.20	19	MAL
	20.	237	<b>LAOUREUX Denis</b>	41	BEL	<b>5:29:07</b>	6:35	9.12	20	MAL
	21.	218	<b>GUIDÉ Nicolas</b>	30	FRA	<b>5:32:09</b>	6:39	9.03	21	MAL
	22.	199	<b>DELDEBES Fabien</b>	47	BEL	<b>5:33:31</b>	6:41	9.00	22	MAL
	23.	308	<b>VAN VELDHIJZEN Evert</b>	47	NLD	<b>5:34:51</b>	6:42	8.96	23	MAL
	24.	318	<b>WIJNEN Cris</b>	28	NLD	<b>5:36:11</b>	6:44	8.92	24	MAL
	25.	209	<b>GEERAERT Tomas</b>	42	BEL	<b>5:36:43</b>	6:45	8.91	25	MAL
	26.	239	<b>LEERG Olivier</b>	40	BEL	<b>5:36:58</b>	6:45	8.90	26	MAL
	27.	214	<b>GODEFROID Emmanuel</b>	39	BEL	<b>5:37:05</b>	6:45	8.90	27	MAL
	28.	30	<b>RASSCHAERT Sam</b>	32	BEL	<b>5:37:28</b>	6:45	8.89	28	MAL
	29.	250	<b>NASLAIN Damien</b>	32	BEL	<b>5:40:03</b>	6:49	8.82	29	MAL
	30.	253	F <b>OREINS Anaïs</b>	28	BEL	<b>5:40:30</b>	6:49	8.81	1	FEM
	31.	29	<b>RASSCHAERT Norman</b>	34	BEL	<b>5:42:46</b>	6:52	8.75	30	MAL
	32.	23	<b>LOMBA Renaud</b>	36	BEL	<b>5:45:12</b>	6:55	8.69	31	MAL
	33.	8	<b>DIRIS Francois</b>	42	BEL	<b>5:45:16</b>	6:55	8.69	32	MAL
	34.	26	<b>MESQUITA Raphael</b>	24	BEL	<b>5:47:18</b>	6:57	8.64	33	MAL
	35.	33	<b>SPAPENS Koen</b>	31	BEL	<b>5:47:46</b>	6:58	8.63	34	MAL
	36.	191	F <b>DE COCK Chariel</b>	25	BEL	<b>5:49:53</b>	7:00	8.57	2	FEM
	37.	294	<b>TODEA Reli</b>	42	NLD	<b>5:51:04</b>	7:02	8.55	35	MAL



38. 261	<b>PETITPREZ Thomas</b>	30	FRA	<b>5:53:54</b>	7:05	8.48	36	MAL
39. 197	<b>DEBROUX Christophe</b>	33	BEL	<b>5:54:06</b>	7:05	8.47	37	MAL
40. 238	<b>LECRENIER Benjamin</b>	31	BEL	<b>5:54:07</b>	7:05	8.47	38	MAL
41. 262	F <b>PETRIC Stella</b>	43	NLD	<b>5:54:13</b>	7:06	8.47	3	FEM
42. 273	F <b>ROZENBERG Sandrine</b>	44	BEL	<b>5:56:51</b>	7:09	8.41	4	FEM
43. 291	<b>THEUNYNCK Lode</b>	39	BEL	<b>5:57:32</b>	7:10	8.39	39	MAL
44. 24	<b>MAERTEN Mattias</b>	39	BEL	<b>5:58:06</b>	7:10	8.38	40	MAL
45. 32	<b>SABBE Karel</b>	26	BEL	<b>6:00:58</b>	7:14	8.31	41	MAL
46. 222	<b>HERNANDEZ SANTANA Felipe</b>	41	BEL	<b>6:03:38</b>	7:17	8.25	42	MAL
47. 341	<b>SAMAIN Anthony</b>	46	BEL	<b>6:04:15</b>	7:18	8.24	43	MAL <i>CHERCQ</i>
48. 22	<b>LISABETH Xavier</b>	39	BEL	<b>6:05:52</b>	7:20	8.20	44	MAL
49. 10	<b>FORTIE Kristof</b>	36	BEL	<b>6:07:51</b>	7:22	8.16	45	MAL
50. 263	<b>PLATJE Nick</b>	31	NLD	<b>6:09:47</b>	7:24	8.11	46	MAL

DNF: abandon; DSQ: disqualifié; Vitesse en km/h

# Xtrails Houffalize Winter Edition

Houffalize, 05-06/12/2015, BEL

Houffatrail - 50km - Resultaat

50km

CAP	Pos	Nr	Naam	Leef.	IOC	Club	Tijd	Tkm	Gem.	Categorie		
										Plaats	Naam	Gemeente
	51.	278	<b>SHYPUNOV Valerii</b>	27	UKR		<b>6:12:29</b>	7:27	8.05	47	MAL	
	52.	265	<b>POLET Briec</b>	33	BEL		<b>6:12:40</b>	7:28	8.05	48	MAL	
	53.	293	<b>TIMMERMANS Jeff</b>	33	BEL		<b>6:12:40</b>	7:28	8.05	49	MAL	
	54.	194	<b>DE VRIES Robert</b>	41	NCL		<b>6:14:16</b>	7:30	8.02	50	MAL	
	55.	259	<b>PEETERS Kurt</b>	42	BEL		<b>6:16:37</b>	7:32	7.97	51	MAL	
	56.	6	<b>DE WILT Addy</b>	44	NLD		<b>6:16:42</b>	7:33	7.96	52	MAL	
	57.	313	<b>VRIJSEN Peter</b>	51	BEL		<b>6:16:46</b>	7:33	7.96	53	MAL	
	58.	231	<b>KEYGNAERT Wim</b>	44	BEL		<b>6:17:56</b>	7:34	7.94	54	MAL	
	59.	342	<b>AOUICHA Antoine</b>	35	BEL		<b>6:19:30</b>	7:36	7.91	55	MAL	
	60.	229	F <b>JOURDAIN Caroline</b>	41	BEL		<b>6:20:36</b>	7:37	7.88	5	FEM	
	61.	212	<b>GILLERON Davy</b>	30	FRA		<b>6:20:43</b>	7:37	7.88	56	MAL	
	62.	244	<b>MALSCHAERT Jan</b>	37	NLD		<b>6:23:33</b>	7:41	7.82	57	MAL	
	63.	252	<b>NISHIKAWA Jun</b>	38	JPN		<b>6:23:52</b>	7:41	7.82	58	MAL	
	64.	184	<b>COLIN Maxime</b>	32	FRA		<b>6:30:43</b>	7:49	7.68	59	MAL	
	65.	287	<b>TANGHE Guido</b>	54	BEL		<b>6:31:21</b>	7:50	7.67	60	MAL	
	66.	14	<b>HARMSSEN VAN DER VLIET Colin</b>	35	NLD		<b>6:31:35</b>	7:50	7.66	61	MAL	
	67.	11	<b>GLORIE Romeo</b>	42	BEL		<b>6:31:49</b>	7:51	7.66	62	MAL	
	68.	316	<b>WIECZOR Kevin</b>	29	BEL		<b>6:31:52</b>	7:51	7.66	63	MAL	
	69.	201	<b>DESESTRE Vincent</b>	34	FRA		<b>6:31:52</b>	7:51	7.66	64	MAL	
	70.	170	<b>BAKKER Jorian</b>	25	NLD		<b>6:32:23</b>	7:51	7.65	65	MAL	
	71.	216	<b>GRIEK Tristan</b>	28	NLD		<b>6:32:24</b>	7:51	7.65	66	MAL	
	72.	248	<b>MULDERS Patrick</b>	36	NLD		<b>6:34:28</b>	7:54	7.61	67	MAL	
	73.	299	<b>VAN BROEKHOVEN Erwin</b>	32	NLD		<b>6:34:49</b>	7:54	7.60	68	MAL	
	74.	203	<b>DIEUDONNÉ Gilles</b>	31	BEL		<b>6:36:07</b>	7:56	7.57	69	MAL	
	75.	241	<b>LELEU Laurent</b>	45	BEL		<b>6:36:07</b>	7:56	7.57	70	MAL	
	76.	202	<b>DESMANET Samuel</b>	34	BEL		<b>6:36:16</b>	7:56	7.57	71	MAL	
	77.	277	<b>SERRA Serge</b>	36	FRA		<b>6:36:16</b>	7:56	7.57	72	MAL	
	78.	340	<b>MASNON Gregoire</b>	24	BEL		<b>6:42:04</b>	8:03	7.46	73	MAL	
	79.	306	<b>VAN HOENACKER Bart</b>	42	BEL		<b>6:42:30</b>	8:03	7.45	74	MAL	
	80.	189	<b>DE BOECK Marc</b>	51	BEL		<b>6:43:23</b>	8:05	7.44	75	MAL	
	81.	173	<b>BELIS Luc</b>	51	BEL		<b>6:43:24</b>	8:05	7.44	76	MAL	
	82.	19	<b>JONKERS Robin</b>	31	NLD		<b>6:44:20</b>	8:06	7.42	77	MAL	
	83.	312	<b>VERMEULEN Mathias</b>	31	BEL		<b>6:44:51</b>	8:06	7.41	78	MAL	
	84.	247	<b>MOERMAN Sammy</b>	37	BEL		<b>6:44:56</b>	8:06	7.41	79	MAL	
	85.	211	<b>GERARD Jeremy</b>	36	BEL		<b>6:47:14</b>	8:09	7.37	80	MAL	
	86.	339	<b>VIENCE Cyril</b>	27	BEL		<b>6:47:15</b>	8:09	7.37	81	MAL	

	87. 171	<b>BEGUIN Olivier</b>	40	BEL	<b>6:47:18</b> 8:09	7.37	82	MAL
	88. 177	<b>BREMMERS Paul</b>	42	NLD	<b>6:47:52</b> 8:10	7.36	83	MAL
	89. 281	<b>SOLJAGA Nikola</b>	41	NLD	<b>6:48:55</b> 8:11	7.34	84	MAL
	90. 31	F <b>ROELANDT Melanie</b>	33	BEL	<b>6:48:58</b> 8:11	7.34	6	FEM
	91. 27	<b>MOOIJMAN Pieter</b>	28	NLD	<b>6:49:35</b> 8:12	7.32	85	MAL
	92. 317	<b>WIJNANT Jo</b>	39	BEL	<b>6:51:28</b> 8:14	7.29	86	MAL
	93. 192	<b>DE RYCKE Bjorn</b>	39	BEL	<b>6:51:41</b> 8:15	7.29	87	MAL
	94. 16	F <b>IMBO Ineke</b>	35	BEL	<b>6:52:49</b> 8:16	7.27	7	FEM
	95. 322	<b>BIASINO Fabrice</b>	38	BEL	<b>6:53:02</b> 8:16	7.26	88	MAL <i>BRUXELLES</i>
	96. 298	<b>ULRICH Pierre</b>	38	FRA	<b>6:54:08</b> 8:17	7.24	89	MAL
	97. 242	<b>LELONG Gilles</b>	42	FRA	<b>6:54:08</b> 8:17	7.24	90	MAL
	98. 297	F <b>ULRICH Evelyne</b>	38	FRA	<b>6:54:09</b> 8:17	7.24	8	FEM
	99. 295	F <b>TURCQ Brigitte</b>	42	FRA	<b>6:55:42</b> 8:19	7.22	9	FEM
	100. 174	<b>BERGS Roy</b>	41	NLD	<b>6:55:48</b> 8:19	7.22	91	MAL

DNF: abandon; DSQ: disqualifié; Vitesse en km/h





































# Xtrails Houffalize Winter Edition

Houffalize, 05-06/12/2015, BEL

Houffatrail - 50km - Resultaat

CAP

50km

Pos	Nr	Naam	Leef.	IOC	Club	Tijd	Tkm	Gem.	Categorie			
									Plaats	Naam	Gemeente	
	101.	205	<b>EGGENHUISEN</b>	Joris	35	NLD	<b>6:55:49</b>	8:19	7.21	92	MAL	
	102.	226	<b>JACQUE</b>	Olivier	33	BEL	<b>6:55:52</b>	8:20	7.21	93	MAL	
	103.	279	F <b>SIMONSE</b>	Eva	29	NLD	<b>6:56:58</b>	8:21	7.20	10	FEM	
	104.	38	<b>VAN BOMMEL</b>	Bas	23	NLD	<b>6:59:53</b>	8:24	7.15	94	MAL	
	105.	256	<b>PAREL</b>	Dominique	40	FRA	<b>7:01:24</b>	8:26	7.12	95	MAL	
	106.	235	<b>LAMBIN</b>	Jordy	34	FRA	<b>7:01:28</b>	8:26	7.12	96	MAL	
	107.	175	<b>BONHOURS</b>	Benoit	29	FRA	<b>7:02:52</b>	8:28	7.09	97	MAL	
	108.	185	<b>CULOT</b>	Lionel	35	BEL	<b>7:04:43</b>	8:30	7.06	98	MAL	
	109.	17	<b>JAGER</b>	Wijnand	54	NLD	<b>7:05:34</b>	8:31	7.05	99	MAL	
	110.	251	<b>NIHOUL</b>	Simon	28	FRA	<b>7:07:35</b>	8:34	7.02	100	MAL	
	111.	178	<b>BRUNELLE</b>	Yannick	46	FRA	<b>7:09:44</b>	8:36	6.98	101	MAL	
	112.	195	<b>DE WIEUW</b>	Frederik	24	BEL	<b>7:10:27</b>	8:37	6.97	102	MAL	
	113.	343	<b>STATSYNS</b>	Jean-Francois	48	BEL	<b>7:13:41</b>	8:41	6.92	103	MAL	MÉLIN(JODOIGNE)
	114.	217	F <b>GROOTSCHOLTEN</b>	Irma	39	NLD	<b>7:16:09</b>	8:44	6.88	11	FEM	
	115.	193	<b>DE SCHUTTER</b>	Steven	38	BEL	<b>7:18:45</b>	8:47	6.84	104	MAL	
	116.	267	<b>QUARAN</b>	Yoann	33	BEL	<b>7:29:05</b>	8:59	6.68	105	MAL	
	117.	255	<b>BELLE</b>	Fabian	46	BEL	<b>7:29:09</b>	8:59	6.68	106	MAL	
	118.	210	<b>GENEVOIS</b>	Philippe	48	BEL	<b>7:29:10</b>	8:59	6.68	107	MAL	
	119.	338	<b>HERMANS</b>	Steven	45	BEL	<b>7:36:55</b>	9:09	6.57	108	MAL	
	120.	283	<b>SOUDANT</b>	Xander	33	NLD	<b>7:40:14</b>	9:13	6.52	109	MAL	
	121.	224	<b>HUYGE</b>	Arn	27	BEL	<b>7:42:57</b>	9:16	6.48	110	MAL	
	122.	254	<b>PAESHUYSE</b>	Hans	40	BEL	<b>7:43:30</b>	9:17	6.47	111	MAL	
	123.	9	<b>FIERENS</b>	Wim	43	BEL	<b>7:45:43</b>	9:19	6.44	112	MAL	
	124.	2	F <b>BOSCH</b>	Mieke	43	BEL	<b>7:46:21</b>	9:20	6.43	12	FEM	
	125.	236	<b>LANGUE</b>	Frederic	44	BEL	<b>7:47:36</b>	9:22	6.42	113	MAL	
	126.	225	<b>JABLOWSKI</b>	Cédric	31	FRA	<b>7:47:39</b>	9:22	6.42	114	MAL	
	127.	179	<b>BUREAU</b>	Pierre	37	FRA	<b>7:47:39</b>	9:22	6.42	115	MAL	
	128.	233	F <b>KINNEGIM</b>	Petra	35	NLD	<b>7:48:40</b>	9:23	6.40	13	FEM	
	129.	213	F <b>GODEAU</b>	Ariane	45	BEL	<b>7:50:38</b>	9:25	6.37	14	FEM	
	130.	181	<b>CAPRON</b>	Etienne	30	BEL	<b>7:50:40</b>	9:25	6.37	116	MAL	
	131.	260	<b>PEETERS</b>	David	33	BEL	<b>7:56:55</b>	9:33	6.29	117	MAL	
	132.	166	<b>AKKERMANS</b>	Christian	55	BEL	<b>7:56:57</b>	9:33	6.29	118	MAL	
	133.	18	F <b>JOHNSON</b>	Sarah	36	USA	<b>7:58:18</b>	9:34	6.27	15	FEM	
	134.	276	<b>SCHOUTEN</b>	Hans	49	NLD	<b>7:59:00</b>	9:35	6.26	119	MAL	
	135.	28	<b>MOREEL</b>	Wout	37	BEL	<b>8:00:42</b>	9:37	6.24	120	MAL	
	136.	21	F <b>LIEVE</b>	Govaerts	32	BEL	<b>8:00:43</b>	9:37	6.24	16	FEM	

	137. 271	<b>ROTTIERS Walter</b>	61	BEL	<b>8:06:42</b>	9:45	6.16	121	MAL
	138. 243	<b>MAERTEN Gregory</b>	43	FRA	<b>8:25:28</b>	10:07	5.94	122	MAL
	139. 187	<b>DAMAGNEZ Simon</b>	34	FRA	<b>8:30:57</b>	10:14	5.87	123	MAL
	140. 246	<b>MICHEL Nicolas</b>	34	GBR	<b>8:30:58</b>	10:14	5.87	124	MAL
	141. 219	<b>GUILLAIN Bruno</b>	42	FRA	<b>8:41:38</b>	10:26	5.75	125	MAL
	142. 168	<b>ASSELMAN Frank</b>	43	BEL	<b>8:57:10</b>	10:45	5.58	126	MAL
	143. 1	<b>BOOM Sander</b>	47	BEL	<b>8:57:11</b>	10:45	5.58	127	MAL
	144. 245	<b>MESSIAEN Benoît</b>	43	BEL	<b>9:00:35</b>	10:49	5.55	128	MAL
	145. 272	F <b>ROUW Maaïke</b>	31	NLD	<b>9:54:03</b>	11:53	5.05	17	FEM
	146. 305	<b>VAN HERPEN Rob</b>	48	NLD	<b>9:54:03</b>	11:53	5.05	129	MAL
	DSQ 292	<b>THYS Dirk</b>	46	BEL	<b>4:13:24</b>				MAL
	DSQ 249	<b>NAIE Lucian</b>	41	NLD	<b>4:49:40</b>				MAL
	DSQ 215	<b>GORIS Wim</b>	37	BEL	<b>4:58:22</b>				MAL
	DNF 5	<b>DE VOS Glenn</b>	43	BEL					MAL

DNF: abandon; DSQ: disqualifié; Vitesse en km/h

# Xtrails Houffalize Winter Edition

Houffalize, 05-06/12/2015, BEL

CAP Houffatrail - 50km - Resultaat 50km

Pos Nr	Naam	Leef.	IOC	Club	Tijd Tkm	Gem.	Categorie	
							Plaats Naam	Gemeente
 DNF 198	<b>DECOSTER Thomas</b>	41	FRA				MAL	
 DNF 220 F	<b>GUILLAIN Caroline</b>	42	FRA				FEM	
 DNF 223 F	<b>HUCORNE Sandrine</b>	44	BEL				FEM	
 DNF 337	<b>LALOUX Steven</b>	30	BEL				MAL	

DNF: abandon; DSQ: disqualifié; Vitesse en km/h

16/03/2020 - 01:10 - 154 Inputs

**ChronoRace - Electronic Timing SPRL**  
<http://www.chronorace.be>

Page 4 / 4