

# North C Trail

Koksijde, 05/03/2016, BEL

30km - Classement

30km

CAP

Pos	Nr	Nom	Age	IOC	Equipe	Réal	Temps	Tkm	Moy.	Catégorie	
										Rang	Nom
	1.	388	<b>KEMPENAERS Bert</b>	33	BEL	2:10:49	<b>2:10:51</b>	4:22	13.76	1	m18
	2.	536	<b>VANDEWATTIJNE Timothy</b>	25	BEL	2:14:45	<b>2:14:47</b>	4:30	13.36	2	m18
	3.	339	<b>DUYCK Pieter</b>	34	BEL	2:16:34	<b>2:16:36</b>	4:34	13.18	3	m18
	4.	551	<b>VERHEYEN Wouter</b>	31	BEL	2:20:39	<b>2:20:42</b>	4:42	12.79	4	m18
	5.	504	<b>VAN DORPE Steven</b>	24	BEL	2:21:15	<b>2:21:19</b>	4:43	12.74	5	m18
	6.	286	<b>DE PRETER Sibren</b>	25	BEL	2:21:37	<b>2:21:41</b>	4:44	12.70	6	m18
	7.	547	<b>VERBRUGGEN Bert</b>	37	BEL	2:22:17	<b>2:22:19</b>	4:45	12.65	7	m18
	8.	251	<b>BUIJCK Michel</b>	41	NLD	2:24:54	<b>2:24:56</b>	4:50	12.42	1	m40
	9.	308	<b>DELATTRE Luc</b>	46	BEL	2:25:49	<b>2:25:55</b>	4:52	12.34	2	m40
	10.	414	<b>MAES Diede</b>	37	BEL	2:26:16	<b>2:26:19</b>	4:53	12.30	8	m18
	11.	1142	<b>VERSTRAETE Peter</b>	42	BEL	2:26:18	<b>2:26:24</b>	4:53	12.30	3	m40
	12.	348	<b>GEERTS Pascal</b>	51	BEL	2:27:46	<b>2:27:50</b>	4:56	12.18	1	m50
	13.	244	<b>BRACKE Wim</b>	38	BEL	2:29:13	<b>2:29:18</b>	4:59	12.06	9	m18
	14.	269	<b>CLEYNENS Philip</b>	43	BEL	2:29:44	<b>2:29:49</b>	5:00	12.01	4	m40
	15.	438	<b>PAREIN Filiep</b>	48	BEL	2:30:32	<b>2:30:34</b>	5:02	11.95	5	m40
	16.	267	<b>CHEYNS Kristoffel</b>	39	BEL	2:30:29	<b>2:30:35</b>	5:02	11.95	10	m18
	17.	379	<b>HOUTTEKIER Jurgen</b>	34	BEL	2:31:13	<b>2:31:13</b>	5:03	11.90	11	m18
	18.	574	<b>WELLENS Bert</b>	50	BEL	2:31:25	<b>2:31:25</b>	5:03	11.89	6	m40
	19.	362	<b>HAMERLINCK Steven</b>	42	BEL	2:31:30	<b>2:31:30</b>	5:03	11.88	7	m40
	20.	496	<b>VAN DE VELDE Guido</b>	49	BEL	2:32:24	<b>2:32:29</b>	5:05	11.81	8	m40
	21.	275	<b>D"HOOP David</b>	36	BEL	2:32:40	<b>2:32:44</b>	5:06	11.79	12	m18
	22.	305	<b>DEKEERSCHIETER Sam</b>	34	BEL	2:33:02	<b>2:33:05</b>	5:07	11.76	13	m18
	23.	489	<b>TRUYAERT Eddy</b>	50	BEL	2:33:47	<b>2:33:51</b>	5:08	11.70	9	m40
	24.	396	<b>LECONTE Gaëtan</b>	45	BEL	2:34:09	<b>2:34:17</b>	5:09	11.67	10	m40
	25.	552	<b>VERHOEVEN Chris</b>	39	BEL	2:34:27	<b>2:34:38</b>	5:10	11.64	14	m18
	26.	372	<b>HILLEWAERE Jeroen</b>	30	BEL	2:35:37	<b>2:35:37</b>	5:12	11.57	15	m18
	27.	359	<b>GOEMAERE Laurens</b>	39	BEL	2:36:18	<b>2:36:21</b>	5:13	11.51	16	m18
	28.	226	<b>BAEKELANDT Koen</b>	53	BEL	2:37:23	<b>2:37:43</b>	5:16	11.41	2	m50
	29.	555	<b>VERLINDE Marnik</b>	52	BEL	2:37:22	<b>2:37:43</b>	5:16	11.41	3	m50
	30.	870	<b>JACOBS Ken</b>	36	BEL	2:37:49	<b>2:37:55</b>	5:16	11.40	17	m18
	31.	437	<b>PANDELAERE Johnny</b>	64	BEL	2:38:03	<b>2:38:07</b>	5:17	11.38	1	m60
	32.	340	<b>DUYCK Bert</b>	32	BEL	2:38:06	<b>2:38:10</b>	5:17	11.38	18	m18
	33.	452	<b>POLLENTIER Bjorn</b>	37	BEL	2:38:11	<b>2:38:15</b>	5:17	11.38	19	m18
	34.	475	<b>SEYS Pieter</b>	36	BEL	2:38:07	<b>2:38:18</b>	5:17	11.37	20	m18
	35.	523	<b>VANCRAEYNST Pieter</b>	31	BEL	2:38:06	<b>2:38:28</b>	5:17	11.36	21	m18
	36.	573	<b>WALDER Guy</b>	26	BEL	2:38:44	<b>2:39:00</b>	5:18	11.32	22	m18
	37.	440	<b>PAULUS Mikhael</b>	26	BEL	2:38:46	<b>2:39:00</b>	5:18	11.32	23	m18



	38. 484	<b>THIERS Louis</b>	25	BEL	2:38:45	<b>2:39:00</b>	5:18	11.32	24 m18
	39. 361	<b>GULDENTOPS Maarten</b>	41	BEL	2:39:45	<b>2:39:53</b>	5:20	11.26	11 m40
	40. 481	<b>SYPRÉ Dries</b>	46	BEL	2:39:34	<b>2:39:59</b>	5:20	11.25	12 m40
	41. 537	<b>VANDEWATTIJNE Marnix</b>	49	BEL	2:40:28	<b>2:40:29</b>	5:21	11.22	13 m40
	42. 382	<b>IVENS Pieter</b>	35	BEL	2:40:11	<b>2:40:34</b>	5:22	11.21	25 m18
	43. 364	<b>HANSELAER Willemù</b>	29	BEL	2:40:41	<b>2:40:46</b>	5:22	11.20	26 m18
	44. 393	<b>LAMHOUH Mustapha</b>	38	BEL	2:40:56	<b>2:40:58</b>	5:22	11.18	27 m18
	45. 292	<b>DEBEUF Nico</b>	45	BEL	2:41:06	<b>2:41:10</b>	5:23	11.17	14 m40
	46. 369	<b>HERREMANS Alexis</b>	39	BEL	2:41:40	<b>2:41:42</b>	5:24	11.13	28 m18
	47. 383	<b>JANSSEN Jan</b>	46	BEL	2:42:02	<b>2:42:12</b>	5:25	11.10	15 m40
	48. 517	<b>VAN ROOY Jurgen</b>	40	BEL	2:42:23	<b>2:42:23</b>	5:25	11.09	29 m18
	49. 341	<b>EGO Laurent</b>	28	BEL	2:42:44	<b>2:42:49</b>	5:26	11.06	30 m18
	50. 530	<b>VANDEMBERGHE Bernd</b>	32	BEL	2:43:19	<b>2:43:22</b>	5:27	11.02	31 m18

DNF: abandon; DSQ: disqualifié; Vitesse en km/h





































# North C Trail

Koksijde, 05/03/2016, BEL

30km - Classement

30km

CAP

Pos	Nr	Nom	Age	IOC	Equipe	Réal	Temps	Tkm	Moy.	Catégorie		Localité
										Rang	Nom	
	51.	626	<b>LABRIQUE Renaud</b>	33	BEL	2:44:04	<b>2:44:08</b>	5:29	10.97	32	m18	ATH
	52.	356	<b>GLORIEUX Jonathan</b>	34	BEL	2:44:10	<b>2:44:16</b>	5:29	10.96	33	m18	
	53.	317	<b>DENOLF Wim</b>	42	BEL	2:44:56	<b>2:44:56</b>	5:30	10.91	16	m40	
	54.	494	<b>VAN AUTRÈVE Kristof</b>	31	BEL	2:45:02	<b>2:45:11</b>	5:31	10.90	34	m18	
	55.	333	<b>DIERYCK Pascal</b>	48	BEL	2:45:19	<b>2:45:22</b>	5:31	10.89	17	m40	
	56.	526	<b>VANDEKERCKHOVE Chesny</b>	23	BEL	2:45:25	<b>2:45:30</b>	5:31	10.88	35	m18	
	57.	401	<b>LELEU Kurt</b>	45	BEL	2:45:35	<b>2:45:48</b>	5:32	10.86	18	m40	
	58.	395	<b>LECOMTE Anton</b>	31	BEL	2:46:07	<b>2:46:23</b>	5:33	10.82	36	m18	
	59.	1155	<b>VUYLSTEKE Bart</b>	39	BEL	2:46:38	<b>2:46:46</b>	5:34	10.79	37	m18	
	60.	568	<b>VINCKIER Günther</b>	43	BEL	2:46:32	<b>2:46:54</b>	5:34	10.78	19	m40	
	61.	431	<b>NECKEBROECK Hans</b>	45	BEL	2:47:08	<b>2:47:08</b>	5:35	10.77	20	m40	
	62.	539	<b>VANDOORNE Jeroen</b>	25	BEL	2:46:44	<b>2:47:15</b>	5:35	10.76	38	m18	
	63.	513	<b>VAN RAEMDONCK Yves</b>	41	BEL	2:47:05	<b>2:47:27</b>	5:35	10.75	21	m40	
	64.	280	F <b>DE KESEL Sofie</b>	32	BEL	2:47:34	<b>2:47:47</b>	5:36	10.73	1	f18	
	65.	624	<b>VANTYGHEM Vincent</b>	44	BEL	2:47:59	<b>2:48:10</b>	5:37	10.70	22	m40	EERNEGEM
	66.	490	<b>TRYBOU Joachim</b>	38	BEL	2:48:43	<b>2:48:56</b>	5:38	10.66	39	m18	
	67.	232	<b>BÉGHIN Gregg</b>	41	BEL	2:48:58	<b>2:49:01</b>	5:39	10.65	23	m40	
	68.	432	<b>NEYENS Olivier</b>	40	BEL	2:49:03	<b>2:49:08</b>	5:39	10.64	40	m18	
	69.	329	<b>DEVEZEAUX DE LAVERGNE Jean-Marie</b>	29	BEL	2:49:16	<b>2:49:43</b>	5:40	10.61	41	m18	
	70.	258	<b>CARDON Tom</b>	39	BEL	2:49:45	<b>2:49:52</b>	5:40	10.60	42	m18	
	71.	322	<b>DERHORE Jonathan</b>	37	BEL	2:50:22	<b>2:50:37</b>	5:42	10.55	43	m18	
	72.	310	<b>DELLIEU Louis</b>	26	BEL	2:50:46	<b>2:50:56</b>	5:42	10.53	44	m18	
	73.	462	<b>ROMMELAERE Bjorn</b>	40	BEL	2:50:58	<b>2:51:10</b>	5:43	10.52	45	m18	
	74.	524	<b>VANCUTSEM Tom</b>	45	BEL	2:51:17	<b>2:51:17</b>	5:43	10.51	24	m40	
	75.	293	<b>DEBOUVER Danny</b>	53	BEL	2:51:34	<b>2:51:45</b>	5:44	10.48	4	m50	
	76.	463	<b>RONSYN Mark</b>	37	BEL	2:51:48	<b>2:52:02</b>	5:45	10.46	46	m18	
	77.	579	<b>CARBONNIER Laurent</b>	42	BEL	2:52:45	<b>2:52:45</b>	5:46	10.42	25	m40	RONSE
	78.	427	<b>MONBAILLEU Filip</b>	46	BEL	2:52:35	<b>2:52:48</b>	5:46	10.42	26	m40	
	79.	577	<b>WITHOFS Jan</b>	47	BEL	2:52:20	<b>2:52:53</b>	5:46	10.41	27	m40	
	80.	263	<b>CATFOLIS Damien</b>	41	BEL	2:52:49	<b>2:52:56</b>	5:46	10.41	28	m40	
	81.	271	<b>CORTVRIENDT Gerd</b>	42	BEL	2:53:23	<b>2:53:28</b>	5:47	10.38	29	m40	
	82.	451	F <b>POLET Kristel</b>	39	BEL	2:53:23	<b>2:53:30</b>	5:47	10.38	2	f18	
	83.	541	<b>VANHAECKE Ronny</b>	49	BEL	2:53:38	<b>2:53:48</b>	5:48	10.36	30	m40	
	84.	512	<b>VAN PRAET Peter</b>	28	BEL	2:53:28	<b>2:53:56</b>	5:48	10.35	47	m18	
	85.	542	<b>VANHEULE Dimitry</b>	35	BEL	2:53:40	<b>2:53:58</b>	5:48	10.35	48	m18	
	86.	443	<b>PEETERMANS Steven</b>	29	BEL	2:54:00	<b>2:54:08</b>	5:49	10.34	49	m18	

	87. 287	<b>DE PRIL Bjorn</b>	49	BEL	2:54:35	<b>2:54:35</b>	5:50	10.31	31	m40
	88. 279	<b>DE FRUYT Jürgen</b>	48	BEL	2:54:23	<b>2:54:36</b>	5:50	10.31	32	m40
	89. 509	F <b>VAN HOVE Janne</b>	33	BEL	2:54:30	<b>2:54:41</b>	5:50	10.31	3	f18
	90. 321	<b>DERÈSE Frédéric</b>	44	BEL	2:54:37	<b>2:54:46</b>	5:50	10.30	33	m40
	91. 492	<b>VALOIS Allan</b>	21	BEL	2:55:30	<b>2:55:33</b>	5:52	10.25	50	m18
	92. 533	<b>VANDERSTRAETEN Mattias</b>	31	BEL	2:55:40	<b>2:55:40</b>	5:52	10.25	51	m18
	93. 615	<b>SCHOUTTEET Nico</b>	27	BEL	2:55:45	<b>2:55:56</b>	5:52	10.23	52	m18
	94. 412	<b>LUMEN Emmanuel</b>	40	BEL	2:55:40	<b>2:55:58</b>	5:52	10.23	53	m18
	95. 394	<b>LANNOY Kenny</b>	29	BEL	2:55:36	<b>2:56:00</b>	5:52	10.23	54	m18
	96. 564	<b>VERVLOET Guido</b>	53	BEL	2:55:52	<b>2:56:07</b>	5:53	10.22	5	m50
	97. 558	<b>VERMIERDT Steven</b>	43	BEL	2:56:30	<b>2:56:34</b>	5:54	10.19	34	m40
	98. 448	<b>PINGNET Ludo</b>	59	BEL	2:56:13	<b>2:56:45</b>	5:54	10.18	6	m50
	99. 426	<b>MINNEBO Arne</b>	50	BEL	2:56:32	<b>2:56:54</b>	5:54	10.18	35	m40
	100. 266	<b>CAVEZ Benjamin</b>	37	BEL	2:57:29	<b>2:57:34</b>	5:56	10.14	55	m18

DNF: abandon; DSQ: disqualifié; Vitesse en km/h






























# North C Trail

Koksijde, 05/03/2016, BEL

30km - Classement

30km

CAP

Pos	Nr	Nom	Age	IOC	Equipe	Réal	Temps	Tkm	Moy.	Catégorie		Localité
										Rang	Nom	
	101.	625	<b>VANDENBRAEMBUSSCHE Eifver</b>	36	BEL	2:57:28	<b>2:57:35</b>	5:56	10.14	56	m18	BRUGGE
	102.	313	<b>DEMAN Peter</b>	42	BEL	2:57:46	<b>2:57:53</b>	5:56	10.12	36	m40	
	103.	511	<b>VAN PARYS Olivier</b>	42	BEL	2:57:51	<b>2:57:57</b>	5:56	10.12	37	m40	
	104.	320	<b>DEPROOST Henk</b>	44	BEL	2:58:04	<b>2:58:09</b>	5:57	10.10	38	m40	
	105.	225	<b>AUGUSTYNS Jozef</b>	53	BEL	2:58:00	<b>2:58:11</b>	5:57	10.10	7	m50	
	106.	261	<b>CASSIERS Niki</b>	31	BEL	2:57:46	<b>2:58:22</b>	5:57	10.09	57	m18	
	107.	284	<b>DE NEVE Samuel</b>	32	BEL	2:58:32	<b>2:58:37</b>	5:58	10.08	58	m18	
	108.	510	<b>VAN LAERE Peter</b>	38	BEL	2:58:56	<b>2:59:05</b>	5:59	10.05	59	m18	
	109.	228	<b>BAEYENS Bart</b>	37	BEL	2:59:18	<b>2:59:33</b>	6:00	10.03	60	m18	
	110.	222	<b>AMPE Carlo</b>	45	BEL	2:59:44	<b>2:59:56</b>	6:00	10.00	39	m40	
	111.	425	<b>MINNEBO Miguel</b>	42	BEL	2:59:21	<b>2:59:56</b>	6:00	10.00	40	m40	
	112.	1322	<b>D'HONDT Kevin</b>	29	BEL	2:59:47	<b>2:59:57</b>	6:00	10.00	61	m18	
	113.	381	<b>IMBO Yannick</b>	40	BEL	3:00:03	<b>3:00:21</b>	6:01	9.98	62	m18	
	114.	627	<b>VANDAMME Dieter</b>	35	BEL	3:00:42	<b>3:00:46</b>	6:02	9.96	63	m18	GELUWE
	115.	358	<b>GODIN Charles</b>	34	BEL	3:00:27	<b>3:00:47</b>	6:02	9.96	64	m18	
	116.	274	<b>D'HERT Tom</b>	39	BEL	3:00:28	<b>3:00:52</b>	6:02	9.95	65	m18	
	117.	450	<b>POCHET Gil</b>	34	BEL	3:00:59	<b>3:01:06</b>	6:03	9.94	66	m18	
	118.	423	<b>MERLEVEDE Wim</b>	41	BEL	3:01:03	<b>3:01:16</b>	6:03	9.93	41	m40	
	119.	479	<b>STEVENS David</b>	45	BEL	3:00:46	<b>3:01:18</b>	6:03	9.93	42	m40	
	120.	324	<b>DERUDDER Henk</b>	43	BEL	3:01:11	<b>3:01:20</b>	6:03	9.93	43	m40	
	121.	459	F <b>RENS Cathy</b>	37	BEL	3:01:11	<b>3:01:20</b>	6:03	9.93	4	f18	
	122.	434	<b>NOTREDAME Karel</b>	39	BEL	3:01:09	<b>3:01:22</b>	6:03	9.93	67	m18	
	123.	519	<b>VAN VRACEM Herman</b>	59	BEL	3:01:12	<b>3:01:22</b>	6:03	9.92	8	m50	
	124.	350	<b>GERNAEY Jeroen</b>	33	BEL	3:01:21	<b>3:01:37</b>	6:04	9.91	68	m18	
	125.	569	<b>VRANKEN Nick</b>	34	BEL	3:01:10	<b>3:01:42</b>	6:04	9.91	69	m18	
	126.	445	<b>PHILIPPART Eric</b>	51	BEL	3:01:26	<b>3:01:46</b>	6:04	9.90	9	m50	
	127.	262	<b>CASSIERS Michel</b>	57	BEL	3:01:09	<b>3:01:47</b>	6:04	9.90	10	m50	
	128.	417	<b>MARCHESE Fabian</b>	44	FRA	3:02:27	<b>3:02:45</b>	6:06	9.85	44	m40	
	129.	498	<b>VAN DEN HAUWE Mickael</b>	35	BEL	3:02:40	<b>3:02:52</b>	6:06	9.84	70	m18	
	130.	480	<b>STORME François</b>	31	BEL	3:02:54	<b>3:03:02</b>	6:07	9.83	71	m18	
	131.	476	<b>SMOLDERS Alex</b>	56	BEL	3:02:49	<b>3:03:16</b>	6:07	9.82	11	m50	
	132.	527	<b>VANDEKERKHOVE Bram</b>	36	BEL	3:04:00	<b>3:04:00</b>	6:08	9.78	72	m18	
	133.	619	<b>DELFOSE Francois</b>	35	BEL	3:04:26	<b>3:04:47</b>	6:10	9.74	73	m18	BRUXELLES
	134.	562	<b>VERRETH Arvid</b>	37	BEL	3:05:09	<b>3:05:22</b>	6:11	9.71	74	m18	
	135.	338	<b>DUMORTIER Olivier</b>	44	BEL	3:05:21	<b>3:05:29</b>	6:11	9.70	45	m40	
	136.	247	<b>BREYNE Guillaume</b>	39	BEL	3:05:26	<b>3:05:33</b>	6:12	9.70	75	m18	

	137. 543	<b>VANNESTE Michaël</b>	36	BEL	3:05:14	<b>3:05:40</b>	6:12	9.70	76 m18
	138. 103	F <b>MARIEAGNES Audrey</b>	38	BEL	3:05:30	<b>3:05:45</b>	6:12	9.69	5 f18
	139. 442	<b>PAUWELS Bart</b>	43	BEL	3:05:34	<b>3:05:51</b>	6:12	9.69	46 m40
	140. 565	<b>VERVUST Benjamin</b>	38	BEL	3:05:25	<b>3:06:05</b>	6:13	9.67	77 m18
	141. 268	<b>CLEEREN Koen</b>	27	BEL	3:05:51	<b>3:06:11</b>	6:13	9.67	78 m18
	142. 224	<b>AUBREY Alastair</b>	37	BEL	3:06:10	<b>3:06:50</b>	6:14	9.63	79 m18
	143. 482	<b>SYX Koen</b>	36	BEL	3:07:43	<b>3:07:53</b>	6:16	9.58	80 m18
	144. 357	<b>GODAERT Bart</b>	43	BEL	3:07:41	<b>3:07:58</b>	6:16	9.58	47 m40
	145. 718	<b>DE BOECK Gijs</b>	29	BEL	3:07:49	<b>3:07:59</b>	6:16	9.58	81 m18
	146. 491	<b>ULWELING Denis</b>	37	BEL	3:08:00	<b>3:08:12</b>	6:17	9.56	82 m18
	147. 221	<b>AERTS Gunther</b>	44	BEL	3:07:49	<b>3:08:14</b>	6:17	9.56	48 m40
	148. 578	<b>YANNICK Decroo</b>	41	FRA	3:08:11	<b>3:08:45</b>	6:18	9.54	49 m40
	149. 351	<b>GETTEMANS Bram</b>	35	BEL	3:08:40	<b>3:08:48</b>	6:18	9.53	83 m18
	150. 335	<b>DROPSY Olivier</b>	32	BEL	3:09:25	<b>3:09:50</b>	6:20	9.48	84 m18

DNF: abandon; DSQ: disqualifié; Vitesse en km/h





































# North C Trail

Koksijde, 05/03/2016, BEL

30km - Classement

30km

CAP

Pos	Nr	Nom	Age	IOC	Equipe	Réal	Temps	Tkm	Moy.	Catégorie		Localité
										Rang	Nom	
	151.	294	<b>DEBRAEKELEER Boris</b>	43	BEL	3:09:31	<b>3:09:54</b>	6:20	9.48	50	m40	
	152.	291	<b>DE SUTTER Marc</b>	50	BEL	3:10:09	<b>3:10:29</b>	6:21	9.45	51	m40	
	153.	304	<b>DEJAEGHERE Alain</b>	52	BEL	3:10:12	<b>3:10:35</b>	6:22	9.44	12	m50	
	154.	469	F <b>SAUGERA Albane</b>	41	FRA	3:10:23	<b>3:10:38</b>	6:22	9.44	1	f40	
	155.	566	<b>VERZEELE Jo</b>	46	BEL	3:10:40	<b>3:10:57</b>	6:22	9.43	52	m40	
	156.	457	<b>RENARD Alain</b>	51	BEL	3:11:03	<b>3:11:16</b>	6:23	9.41	13	m50	
	157.	402	<b>LENAERTS Peter</b>	40	BEL	3:11:22	<b>3:11:29</b>	6:23	9.40	85	m18	
	158.	330	<b>DEVLIEGERE Stefaan</b>	43	BEL	3:11:31	<b>3:11:51</b>	6:24	9.38	53	m40	
	159.	392	<b>LAMBELIN Andy</b>	42	BEL	3:11:32	<b>3:12:00</b>	6:24	9.38	54	m40	
	160.	505	F <b>VAN ESSER Paula</b>	53	BEL	3:11:57	<b>3:12:09</b>	6:25	9.37	1	f50	
	161.	465	<b>RUBENS Dimitri</b>	43	BEL	3:12:10	<b>3:12:14</b>	6:25	9.36	55	m40	
	162.	514	<b>VAN REYBROUCK Lieven</b>	43	BEL	3:12:02	<b>3:12:18</b>	6:25	9.36	56	m40	
	163.	487	<b>TORFS Stijn</b>	30	BEL	3:13:30	<b>3:13:46</b>	6:28	9.29	86	m18	
	164.	236	<b>BLOMME Nico</b>	38	BEL	3:13:56	<b>3:14:01</b>	6:29	9.28	87	m18	
	165.	301	<b>DECLERCK Koen</b>	46	BEL	3:13:37	<b>3:14:04</b>	6:29	9.28	57	m40	
	166.	385	<b>JOURET Julien</b>	36	BEL	3:14:05	<b>3:14:11</b>	6:29	9.27	88	m18	
	167.	234	<b>BELIS Ivan</b>	48	BEL	3:13:59	<b>3:14:18</b>	6:29	9.26	58	m40	
	168.	507	<b>VAN HAMME Tom</b>	32	BEL	3:13:49	<b>3:14:19</b>	6:29	9.26	89	m18	
	169.	572	<b>WAEAGEMANS Peter</b>	40	BEL	3:14:26	<b>3:14:31</b>	6:30	9.25	90	m18	
	170.	391	<b>KURT Goossens</b>	48	BEL	3:14:10	<b>3:14:36</b>	6:30	9.25	59	m40	
	171.	621	F <b>DEBOCK Julie</b>	36	BEL	3:14:39	<b>3:14:40</b>	6:30	9.25	6	f18	LIEGE
	172.	620	<b>BROSSARD Eric</b>	-7717	BEL	3:14:40	<b>3:14:42</b>	6:30	9.25	1	xxx	
	173.	525	<b>VANDAELE Wouter</b>	34	BEL	3:14:26	<b>3:14:48</b>	6:30	9.24	91	m18	
	174.	332	F <b>DHONT Hilde</b>	42	BEL	3:14:30	<b>3:14:55</b>	6:30	9.24	2	f40	
	175.	314	<b>DEMEULENAERE Eric</b>	50	BEL	3:14:53	<b>3:15:18</b>	6:31	9.22	60	m40	
	176.	419	<b>MARREYT Chris</b>	49	BEL	3:15:30	<b>3:15:30</b>	6:31	9.21	61	m40	
	177.	616	<b>DUBOIS Jean-Paul</b>	54	BEL	3:15:28	<b>3:15:54</b>	6:32	9.19	14	m50	GENK
	178.	299	<b>DECAESTECKER Ringo</b>	41	BEL	3:15:57	<b>3:16:12</b>	6:33	9.17	62	m40	
	179.	370	<b>HERTOGHS Marc</b>	50	BEL	3:16:14	<b>3:16:21</b>	6:33	9.17	63	m40	
	180.	501	<b>VAN DER MEERSCH Andy</b>	37	BEL	3:16:27	<b>3:16:34</b>	6:34	9.16	92	m18	
	181.	346	<b>FIOEN Robbe</b>	21	BEL	3:16:50	<b>3:16:54</b>	6:34	9.14	93	m18	
	182.	473	<b>SCHOTTE Sammy</b>	33	BEL	3:16:30	<b>3:17:00</b>	6:34	9.14	94	m18	
	183.	429	<b>MORBEE Christophe</b>	36	BEL	3:16:40	<b>3:17:18</b>	6:35	9.12	95	m18	
	184.	270	<b>COENE Tony</b>	38	BEL	3:16:55	<b>3:17:25</b>	6:35	9.12	96	m18	
	185.	399	F <b>LEFIEF Joke</b>	40	BEL	3:16:52	<b>3:17:27</b>	6:35	9.12	7	f18	
	186.	499	<b>VAN DER GOOT Koenraad</b>	39	BEL	3:17:39	<b>3:17:56</b>	6:36	9.09	97	m18	

	187. 311	<b>DELMARTINO Dirk</b>	45	BEL	3:17:37	<b>3:18:02</b>	6:37	9.09	64	m40
	188. 466	<b>RYCKAERT Geert</b>	45	BEL	3:18:35	<b>3:18:35</b>	6:38	9.06	65	m40
	189. 503	<b>VAN DER PUT Manuel</b>	41	BEL	3:18:06	<b>3:18:38</b>	6:38	9.06	66	m40
	190. 544	F <b>VANOBERGEN Lies</b>	36	BEL	3:19:12	<b>3:19:23</b>	6:39	9.03	8	f18
	191. 444	<b>PEREZ NORIEGA Alex</b>	42	BEL	3:19:57	<b>3:20:09</b>	6:41	8.99	67	m40
	192. 618	F <b>BOUCHER Jessica</b>	28	BEL	3:19:32	<b>3:20:11</b>	6:41	8.99	9	f18 <i>LA HULPE</i>
	193. 617	<b>SCHAEFER Eric</b>	35	BEL	3:19:34	<b>3:20:11</b>	6:41	8.99	98	m18 <i>TILLY</i>
	194. 319	<b>DEPREZ Jean-Pierre</b>	53	BEL	3:20:03	<b>3:20:17</b>	6:41	8.99	15	m50
	195. 235	<b>BISIAU Philippe</b>	55	FRA	3:20:42	<b>3:21:02</b>	6:43	8.95	16	m50
	196. 387	<b>KEIRSE Thomas</b>	28	BEL	3:15:05	<b>3:21:15</b>	6:43	8.94	99	m18
	197. 327	<b>DETOLLENAERE Damien</b>	36	BEL	3:22:03	<b>3:22:12</b>	6:45	8.90	100	m18
	198. 325	<b>DERYCKERE Reinout</b>	40	BEL	3:22:14	<b>3:22:28</b>	6:45	8.89	101	m18
	199. 303	<b>DEGRIECK Sébastien</b>	28	BEL	3:22:30	<b>3:22:59</b>	6:46	8.87	102	m18
	200. 384	<b>JOHNNY De Bel</b>	47	BEL	3:23:09	<b>3:23:09</b>	6:47	8.86	68	m40

DNF: abandon; DSQ: disqualifié; Vitesse en km/h







































# North C Trail















Koksijde, 05/03/2016, BEL

30km - Classement

30km

CAP

Pos	Nr	Nom	Age	IOC	Equipe	Réal	Temps	Tkm	Moy.	Catégorie		Localité
										Rang	Nom	
	201.	571	<b>WACHEUL Dimitri</b>	42	BEL	3:23:20	<b>3:23:24</b>	6:47	8.85	69	m40	
	202.	373	<b>HIMBRECHT Günther</b>	49	BEL	3:23:02	<b>3:23:27</b>	6:47	8.85	70	m40	
	203.	407	F <b>LIENART Benedicte</b>	39	BEL	3:23:24	<b>3:23:33</b>	6:48	8.84	10	f18	
	204.	230	F <b>BARBIEUX Sophie</b>	39	BEL	3:23:39	<b>3:23:48</b>	6:48	8.83	11	f18	
	205.	549	<b>VERHAEGHE Bram</b>	34	BEL	3:23:36	<b>3:23:53</b>	6:48	8.83	103	m18	
	206.	374	<b>HINNEKENS Stijn</b>	41	BEL	3:23:44	<b>3:24:04</b>	6:49	8.82	71	m40	
	207.	312	<b>DELONNETTE Jonathan</b>	44	BEL	3:24:44	<b>3:24:54</b>	6:50	8.79	72	m40	
	208.	400	<b>LEGLEY Bertrand</b>	39	BEL	3:24:52	<b>3:24:59</b>	6:50	8.78	104	m18	
	209.	248	<b>BREYNE Jérôme</b>	41	BEL	3:24:53	<b>3:24:59</b>	6:50	8.78	73	m40	
	210.	243	<b>BOUILLON Sylvain</b>	51	FRA	3:24:41	<b>3:25:11</b>	6:51	8.77	17	m50	
	211.	486	<b>TIMPERMAN Koen</b>	50	BEL	3:25:12	<b>3:25:26</b>	6:51	8.76	74	m40	
	212.	534	<b>VANDEVANDEL Christophe</b>	37	BEL	3:27:02	<b>3:27:21</b>	6:55	8.68	105	m18	
	213.	375	<b>HOFMANS Philippe</b>	47	BEL	3:27:21	<b>3:27:21</b>	6:55	8.68	75	m40	
	214.	249	<b>BROUWER Sjoerd</b>	56	BEL	3:27:23	<b>3:27:40</b>	6:56	8.67	18	m50	
	215.	336	<b>DUFOORT Geert</b>	45	BEL	3:27:50	<b>3:28:17</b>	6:57	8.64	76	m40	
	216.	420	F <b>MATTENS Hanne</b>	30	BEL	3:29:41	<b>3:30:01</b>	7:01	8.57	12	f18	
	217.	614	<b>VAN WOENSEL Thomas</b>	22	BEL	3:30:21	<b>3:30:45</b>	7:02	8.54	106	m18	
	218.	483	<b>THIELMAN Gert</b>	43	BEL	3:30:21	<b>3:30:52</b>	7:02	8.54	77	m40	
	219.	165	<b>VAN HOEYMISSEN Lewis</b>	26	BEL	3:30:46	<b>3:30:58</b>	7:02	8.53	107	m18	
	220.	409	F <b>LÖHR Jessica</b>	45	DEU	3:31:58	<b>3:32:27</b>	7:05	8.47	3	f40	
	221.	493	F <b>VAN AUDENHAEGE Karen</b>	30	BEL	3:33:00	<b>3:33:32</b>	7:08	8.43	13	f18	
	222.	506	<b>VAN GOEY Jeroen</b>	38	BEL	3:33:01	<b>3:33:32</b>	7:08	8.43	108	m18	
	223.	623	F <b>MARGINET Cathy</b>	42	BEL	3:33:24	<b>3:33:38</b>	7:08	8.43	4	f40	GERAARDSBERGEN
	224.	622	<b>BILTERIJST Nicolas</b>	46	BEL	3:33:24	<b>3:33:39</b>	7:08	8.43	78	m40	
	225.	550	F <b>VERHELST Pascale</b>	39	BEL	3:33:29	<b>3:33:52</b>	7:08	8.42	14	f18	
	226.	1033	<b>VAN DE WATER Johan</b>	42	BEL	3:33:29	<b>3:33:53</b>	7:08	8.42	79	m40	
	227.	377	F <b>HOSTE Myriam</b>	46	BEL	3:33:57	<b>3:33:57</b>	7:08	8.41	5	f40	
	228.	428	<b>MONCAREY Frederik</b>	32	BEL	3:33:25	<b>3:34:03</b>	7:09	8.41	109	m18	
	229.	84	<b>HOLEMANS Dries</b>	40	BEL	3:35:05	<b>3:35:24</b>	7:11	8.36	110	m18	
	230.	168	<b>VANCAUWENBERGHE Werner</b>	48	BEL	3:35:08	<b>3:35:27</b>	7:11	8.35	80	m40	
	231.	470	<b>SCHOLTES Nicolas</b>	28	BEL	3:35:37	<b>3:35:58</b>	7:12	8.33	111	m18	
	232.	331	<b>DEVOGHEL Laurent</b>	45	BEL	3:35:55	<b>3:36:19</b>	7:13	8.32	81	m40	
	233.	257	<b>CARDON Clément</b>	39	BEL	3:35:59	<b>3:36:35</b>	7:14	8.31	112	m18	
	234.	355	<b>GILLE Michel</b>	56	BEL	3:36:43	<b>3:36:43</b>	7:14	8.31	19	m50	
	235.	276	<b>DE BRUYNE Bass</b>	32	BEL	3:36:31	<b>3:36:44</b>	7:14	8.31	113	m18	
	236.	164	<b>VAN HOEYMISSEN Gaultier</b>	30	BEL	3:36:40	<b>3:36:51</b>	7:14	8.30	114	m18	

	237. 403	<b>LEPERCQ Andy</b>	43	BEL	3:36:51	<b>3:36:54</b>	7:14	8.30	82 m40
	238. 238	<b>BLONTROCK Joost</b>	42	BEL	3:36:52	<b>3:36:54</b>	7:14	8.30	83 m40
	239. 285	<b>DE NYS Paul</b>	56	BEL	3:37:25	<b>3:37:49</b>	7:16	8.26	20 m50
	240. 318	<b>DENUWELAERE Emiel</b>	26	BEL	3:37:57	<b>3:38:14</b>	7:17	8.25	115 m18
	241. 366	<b>HAZEBROEK Maarten</b>	45	BEL	3:34:17	<b>3:38:15</b>	7:17	8.25	84 m40
	242. 557	F <b>VERMEIR Ann</b>	45	BEL	3:38:54	<b>3:38:58</b>	7:18	8.22	6 f40
	243. 260	<b>GREVIN Pascal</b>	56	FRA	3:38:56	<b>3:39:07</b>	7:19	8.21	21 m50
	244. 57	F <b>DUCHENE Michelle</b>	50	BEL	3:39:30	<b>3:39:41</b>	7:20	8.19	7 f40
	245. 326	<b>DESMET Nicolaas</b>	39	BEL	3:39:32	<b>3:39:52</b>	7:20	8.19	116 m18
	246. 460	<b>ROELANDT Pascal</b>	46	BEL	3:39:46	<b>3:40:23</b>	7:21	8.17	85 m40
	247. 242	<b>BORMS Floris</b>	36	BEL	3:34:41	<b>3:40:44</b>	7:22	8.15	117 m18
	248. 281	<b>DE LAERE Gregory</b>	29	BEL	3:40:25	<b>3:40:48</b>	7:22	8.15	118 m18
	249. 334	<b>DONCKERS Tom</b>	34	BEL	3:40:41	<b>3:41:10</b>	7:23	8.14	119 m18
	250. 380	<b>HUYBRECHTS Sebastian</b>	35	BEL	3:40:41	<b>3:41:11</b>	7:23	8.14	120 m18

DNF: abandon; DSQ: disqualifié; Vitesse en km/h



































# North C Trail

Koksijde, 05/03/2016, BEL

30km - Classement

30km

CAP

Pos	Nr	Nom	Age	IOC	Equipe	Réal	Temps	Tkm	Moy.	Catégorie		Localité
										Rang	Nom	
	251.	563	<b>VERSTEELE Hendrik</b>	27	BEL	3:42:17	<b>3:42:53</b>	7:26	8.08	121	m18	
	252.	456	F <b>PRIN-WAERENBURGH Anne-Agathe</b>	38	FRA	3:42:45	<b>3:43:09</b>	7:27	8.07	15	f18	
	253.	464	<b>ROSEEUW Kris</b>	44	BEL	3:42:56	<b>3:43:26</b>	7:27	8.06	86	m40	
	254.	163	<b>VAN HOEYMISSEN Chris</b>	57	BEL	3:44:02	<b>3:44:12</b>	7:29	8.03	22	m50	
	255.	289	<b>DE RYNCK Bruno</b>	32	BEL	3:44:29	<b>3:44:29</b>	7:29	8.02	122	m18	
	256.	227	F <b>BAETEMAN Benedicte</b>	42	BEL	3:46:18	<b>3:46:33</b>	7:34	7.95	8	f40	
	257.	418	<b>MARIUS Maarten</b>	31	BEL	3:46:30	<b>3:46:54</b>	7:34	7.93	123	m18	
	258.	254	<b>BUYSE Geert</b>	52	BEL	3:46:41	<b>3:47:08</b>	7:35	7.93	23	m50	
	259.	628	<b>LOOIJESTEIJN Hilbert</b>	30	NLD	3:46:56	<b>3:47:24</b>	7:35	7.92	124	m18	
	260.	535	F <b>VANDEVELDE Brigitte</b>	52	BEL	3:47:14	<b>3:47:37</b>	7:36	7.91	2	f50	
	261.	424	<b>MESEURE Dominique</b>	57	BEL	3:47:24	<b>3:47:40</b>	7:36	7.91	24	m50	
	262.	282	<b>DE MAERTELAERE Ronny</b>	48	NLD	3:47:28	<b>3:47:45</b>	7:36	7.90	87	m40	
	263.	570	<b>VYVERMAN Stefaan</b>	34	BEL	3:48:22	<b>3:48:22</b>	7:37	7.88	125	m18	
	264.	264	<b>CATTOIR Herwig</b>	52	BEL	3:49:20	<b>3:49:45</b>	7:40	7.83	25	m50	
	265.	461	<b>ROLAND Bernard</b>	39	BEL	3:49:41	<b>3:49:51</b>	7:40	7.83	126	m18	
	266.	575	<b>WERY Axel</b>	40	BEL	3:49:43	<b>3:49:53</b>	7:40	7.83	127	m18	
	267.	245	F <b>BRAGARD Anmi</b>	38	BEL	3:49:57	<b>3:50:20</b>	7:41	7.82	16	f18	
	268.	223	F <b>ANSION Isabelle</b>	45	BEL	3:49:59	<b>3:50:21</b>	7:41	7.81	9	f40	
	269.	520	F <b>VAN WIJK Tamara</b>	24	NLD	3:50:07	<b>3:50:34</b>	7:42	7.81	17	f18	
	270.	347	F <b>FRANCOIS Pauline</b>	33	BEL	3:51:11	<b>3:51:36</b>	7:44	7.77	18	f18	
	271.	502	<b>VAN DER MEULEN Florent</b>	34	BEL	3:51:49	<b>3:52:22</b>	7:45	7.75	128	m18	
	272.	307	<b>DEKOSTER Sven</b>	39	BEL	3:52:44	<b>3:52:51</b>	7:46	7.73	129	m18	
	273.	231	<b>BEECKMANS Kim</b>	30	BEL	3:53:12	<b>3:53:28</b>	7:47	7.71	130	m18	
	274.	548	F <b>VERCAUTEREN Lieve</b>	50	BEL	3:55:02	<b>3:55:30</b>	7:51	7.64	10	f40	
	275.	515	<b>VAN ROMPAEY Peter</b>	41	BEL	3:56:07	<b>3:56:23</b>	7:53	7.62	88	m40	
	276.	220	<b>RANOCHA Jean-Pierre</b>	56	BEL	3:58:51	<b>3:59:19</b>	7:59	7.52	26	m50	
	277.	352	<b>GHEEROLFS Alex</b>	47	BEL	3:59:07	<b>3:59:25</b>	7:59	7.52	89	m40	
	278.	323	F <b>DEROO Lieselot</b>	34	BEL	3:59:27	<b>3:59:58</b>	8:00	7.50	19	f18	
	279.	405	<b>LEVY Philippe</b>	54	BEL	4:00:41	<b>4:01:09</b>	8:03	7.46	27	m50	
	280.	567	<b>VEYS Stéphane</b>	45	BEL	4:02:32	<b>4:02:43</b>	8:06	7.42	90	m40	
	281.	233	<b>BEKAERT Philippe</b>	39	BEL	4:02:41	<b>4:02:49</b>	8:06	7.41	131	m18	
	282.	365	<b>HAVRELUK Micha</b>	66	BEL	4:06:24	<b>4:06:59</b>	8:14	7.29	2	m60	
	283.	309	<b>DELEERSNYDER Guy</b>	45	BEL	4:06:57	<b>4:07:07</b>	8:15	7.28	91	m40	
	284.	47	<b>DERUDDERE Thomas</b>	30	BEL	4:07:03	<b>4:07:36</b>	8:16	7.27	132	m18	
	285.	430	F <b>MOUTON Sarah</b>	38	BEL	4:08:54	<b>4:09:15</b>	8:19	7.22	20	f18	
	286.	398	<b>LEFEBVRE Paulin</b>	35	BEL	4:09:40	<b>4:10:11</b>	8:21	7.20	133	m18	

	287. 295	<b>DEBROUX Douglas</b>	41	BEL	4:11:10	<b>4:11:27</b>	8:23	7.16	92 m40
	288. 343	<b>FAELLI François</b>	41	BEL	4:11:10	<b>4:11:29</b>	8:23	7.16	93 m40
	289. 316	F <b>DENAYER Helene</b>	38	BEL	4:11:36	<b>4:12:11</b>	8:25	7.14	21 f18
	290. 241	<b>BOON Dimitri</b>	47	BEL	4:12:13	<b>4:12:13</b>	8:25	7.14	94 m40
	291. 328	<b>DEULLY Pascal</b>	53	FRA	4:16:03	<b>4:16:36</b>	8:34	7.01	28 m50
	292. 471	<b>SCHÖNFELD Aron</b>	21	DEU	4:17:36	<b>4:17:36</b>	8:36	6.99	134 m18
	293. 472	<b>SCHÖNFELD Andreas</b>	55	DEU	4:17:38	<b>4:17:38</b>	8:36	6.99	29 m50
	294. 273	<b>D"HEER Filip</b>	39	BEL	4:17:48	<b>4:18:23</b>	8:37	6.97	135 m18
	295. 265	F <b>CATTOOR Katrien</b>	44	BEL	4:24:51	<b>4:25:12</b>	8:51	6.79	11 f40
	296. 997	<b>SEMINARA Mario</b>	44	BEL	4:26:03	<b>4:26:31</b>	8:54	6.75	95 m40
	297. 576	<b>WILLEMS Maarten</b>	35	BEL	4:27:48	<b>4:28:30</b>	8:57	6.70	136 m18
	298. 531	<b>VANDEBUSSCHE Pieter</b>	38	BEL	4:28:46	<b>4:28:46</b>	8:58	6.70	137 m18
	299. 256	<b>CALLANT Tom</b>	38	BEL	4:28:31	<b>4:28:58</b>	8:58	6.69	138 m18
	300. 467	<b>RYCKEBUSCH Christophe</b>	43	BEL	4:28:39	<b>4:29:02</b>	8:59	6.69	96 m40

DNF: abandon; DSQ: disqualifié; Vitesse en km/h








# North C Trail

Koksijde, 05/03/2016, BEL

30km - Classement

30km

CAP

Pos Nr	Nom	Age	IOC	Equipe	Réal	Temps	Tkm	Moy.	Catégorie		Localité
									Rang	Nom	
 DNF 219	<b>ASSEL Garry</b>	37	BEL								m18
 DNF 246	<b>BRAIDA Manu</b>	49	BEL								m40
 DNF 315	<b>DENAUW Nicolas</b>	37	BEL								m18
 DNF 389	<b>KEYMEULEN Lieven</b>	44	BEL								m40
 DNF 468	<b>SALEMBIER Didier</b>	37	BEL								m18
 DNF 532	<b>VANDENEYNDEN Frédéric</b>	44	BEL								m40
 DNF 553	<b>VERHOFSTADT Frédéric</b>	43	BEL								m40

DNF: abandon; DSQ: disqualifié; Vitesse en km/h

17/03/2020 - 12:30 - 307 Entrées

**ChronoRace - Electronic Timing SPRL**  
<http://www.chronorace.be>

Page 7 / 7